



Patient Instructions for Use

Abbott BinaxNOW Rapid COVID-19 Antigen At-Home OTC Test Kit

Please note, this test does NOT meet testing requirements for “Test to Play” for K-12 students.

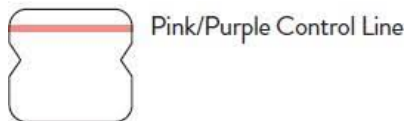
- State provisions **REQUIRE a PROCTORED NEGATIVE TEST** for “Test to Play”. A proctored test means the test must be observed or collected by a trained professional. Telehealth proctored tests are available at the Union County Health Department or you can get tested by a medical provider (retail pharmacy or medical office).

Take the Test:

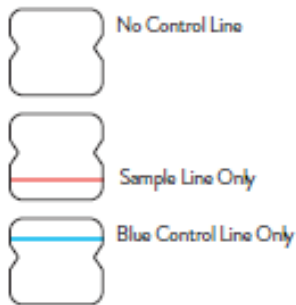
Open the kit. Follow the instructions in the kit. Report a positive result to your health dept through the app or online.

Read the results:

Negative Result

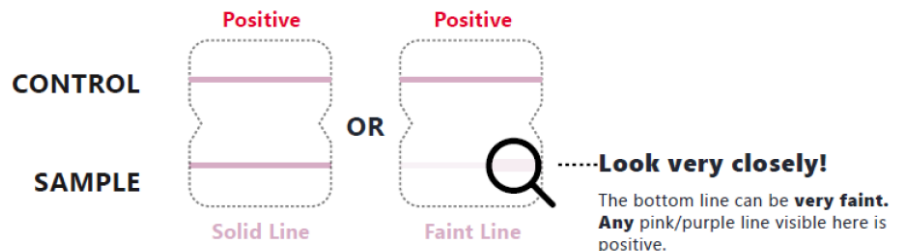


Invalid Result




Positive Result

Two pink/purple lines will appear. One on the top half and one on the bottom half. COVID-19 was detected.



Here are photos of actual positive tests. On the right, note how faint the bottom line can get.



Report Positive Result in the Navica App:

- Download the NAVICA App on a smartphone or tablet and follow the steps to be a registered user.
- Once logged into the app, click “SELF-REPORT A RESULT” on the homescreen.
 - Verify the name and date of birth of who you are reporting results for.
 - Use the right arrow to change to a different registered individual.
 - Click “THE TEST ABOVE MATCHES THE COVID-19 TEST I USED” button.
 - Click “CONTINUE”.
- The next screen is ENTER RESULT.
 - Verify name and date of birth of who you are reporting results for.
 - Click the appropriate button for test result “POSITIVE”, “NEGATIVE” or “INVALID”.
 - Click “SUBMIT”.
 - You will need to confirm the results one more time in a pop up box, click “SUBMIT”.
- An email with your results will be sent to the email address registered with the Navica app.
- The health department will call to follow-up with you within 24-48 hours of your reported result.



Report Positive Result Online- www.mynavica.abbott:

- Go to www.mynavica.abbott and follow the steps to be a registered user.
- Once logged in, in the left margin, click “SELF-REPORT RESULTS”.
- On the “TEST RESULTS” page,

- a. Verify the name and date of birth of who you are reporting results for.
- b. Confirm "Test Type" by clicking the circle above the image of the test kit.
- c. Click "CONTINUE".
4. On the "ENTER YOUR TEST RESULTS" page,
 - a. Verify the name and date of birth of who you are reporting results for.
 - b. Click the appropriate button for test result "POSITIVE", "NEGATIVE" or "INVALID".
 - c. Click "SUBMIT".
 - d. You will need to confirm the results one more time in a pop up box, hit "SUBMIT".
5. An email with your results will be sent to the email address registered with Navica..
6. The health department will call to follow-up with you within 24-48 hours of your reported result.

If you are unable to report through the app or online, please call the health department to report a positive at 937-642-2053 or send an email to contact@uchd.net with 1) Name of positive person, 2) date of birth, 3) date of positive test, and 4) phone number to call.

Tested Positive. Now What?

Stay Home (Isolate)

- *Stay home for at least 5 days from when your symptoms began¹ and you are fever-free and feeling much better.*
- *Even at home, stay away from household members as much as possible. Wear a three-layer (or better) mask when you can't stay away from others.*
- *If you have a fever OR other symptoms aren't significantly improving after five days, continue to stay home until the fever is gone and symptoms are much better. Then wear a mask for the next 5 days when around others.*
- *If you are fever-free for 24 hours and your symptoms are much better, return to activities with a mask on days 6-10.*

Keep Contacts Home (Quarantine)

- *Members of your household or others who have been within 6 feet of you for 15 minutes or longer during the two days before you started having symptoms¹ or 10 days after, should also stay home and watch for symptoms.*
- *To reduce the quarantine time for members of your household, isolate yourself to your own bedroom, use a separate bathroom, do not spend time in the common living areas of the home or prepare meals for others.*
- *Contacts who have a booster dose of any COVID vaccine, completed the primary series of Pfizer or Moderna vaccine less than 6 months ago or completed the primary series of Johnson & Johnson less than 2 months ago and who do not have symptoms do not need to stay home. They should watch for symptoms, wear a mask while around others for 10 days. Testing on day 5 is recommended. If they develop symptoms or test positive, stay home.*
- *Contacts who had a diagnosed COVID infection in the past 90 days should wear a mask around others for 10 days. If they develop symptoms, get tested and stay home.*
- *Contacts who are unvaccinated or only received one dose of Pfizer or Moderna, completed the primary series of Pfizer or Moderna more than 6 months ago, or completed the primary series of Johnson & Johnson more than 2 months ago should stay home for 5 days after last contact with you, then wear a mask around others for the next 5 days. Test on day 5 is recommended. If they develop symptoms or test positive, stay home.*
- **Learn More at: <https://www.cdc.gov/coronavirus/2019-ncov/your-health/quarantine-isolation.html>**

¹ If you don't have symptoms, stay home for 5 days after testing positive. Resume activities masked for 5 additional days. ² Primary Series consists of one dose of Johnson & Johnson vaccine; or two doses of Moderna or Pfizer vaccine; or three doses of Moderna or Pfizer vaccine if you received an additional dose because you are immunocompromised.

For more information or if you have questions, please contact the Union County Health Department at 937-642-2053 or visit www.unioncountycovid.org.